

# Tackless Strip

We carry a full selection of all types and qualities of tackless strip in the universal pin length ...7/32", and in the 8 types as shown below.

## PRENAILED- WOOD

Use on wood sub-floors. Prenails are factory spaced along the strip. The pre-started ring-barb nails save time and assure a strong hold.

## PRENAILED-CONCRETE

Use on concrete and other hard surface floors. Hardened steel concrete nails are pre-started to save time and drive easily.

## DUAL PURPOSE

Special prenil for use on both wood and concrete floors.

## STANDARD

Use on concrete; marble; terrazzo; etc.; with cement, with Ankr-Drives (see page 45) or any other types of mechanical fasteners. A real time and money saver when used with our pneumatic nailer (see page 46) on large jobs on wood floors.

## ONE INCH-WOOD & CONCRETE

Where top quality installation and added strength are desired, use One Inch tackless. The plywood is a full one inch wide; easier to nail. Superior holding power is recommended for heavier carpets and commercial installations.

## ACOUSTICAL

Use on light-weight aggregate concrete floors. Special 1 1/4" spiral pre-nails.

## COMMERCIAL / ARCHITECTURAL

Ideal for long stretches on commercial jobs. Third row of pins eliminates labor cost of double stripping; gives more strength when stretched. Outside row of pins holds very stiff carpets even if carpet raises off of the first 2 rows when tucked between strip and baseboard.

## Anchor Tackless Strip

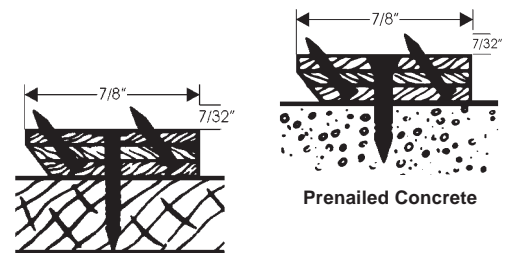
Our own, high quality tackless strip. Made to our exacting specifications of first quality douglas fir plywood. Each 4 ft. length contains 58 sharp gripper pins and 9 pre-nails.

## CHAPCO

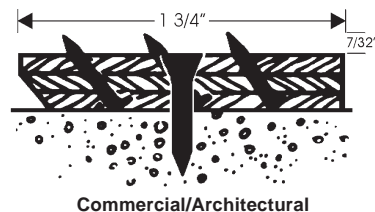
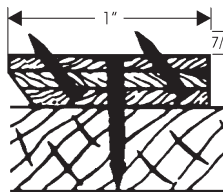
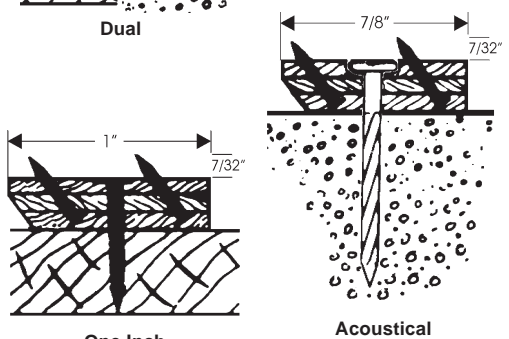
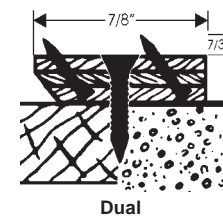
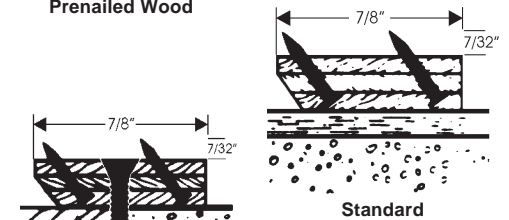
"Chap Strip," made for CHAPCO by America's leading manufacturer of tackless.



TACKLESS



Prenailed Wood



Please Note that the measurements in the above diagrams are approximate and that the actual product's size may slightly vary.

Tackless Strip Selector	Anchor		Chap-Strip	
	No.	ft/ctn	No.	ft/ctn
Prenailed Wood	AN-WO	400	CH-120	400
Prenailed Concrete	AN-CO	400	CH-140	400
Dual Purpose	AN-DUAL	400	CH-160	400
One Inch Wood	AN-1W	360		
One Inch Concrete	AN-1C	360		
Commercial / Architectural Standard	AN-CW	200		
Commercial / Architectural Standard	AN-CC	200		
Acoustical	AN-AC	280		

### Installation Tip: Tackless

There is a proper distance the strip should be from the wall or baseboard (the "gully"), and it varies from job to job. The proper width of the gully depends on the thickness of the backing of the carpet being installed; it does not depend on the height of the pile or face yarn. To determine the proper gully width, compress a piece of the carpet between your thumb and fingers. This "compressed thickness" should be the width of the gully.

### Call Toll Free

Baltimore 800-556-7899 • Harrisburg 800-421-7575 • Richmond 800-441-2144 • Roanoke 800-575-5655  
 Raleigh 800-551-0666 • Charlotte 800-896-6710 • Charleston 800-814-1169